

VERKEERSTELLING

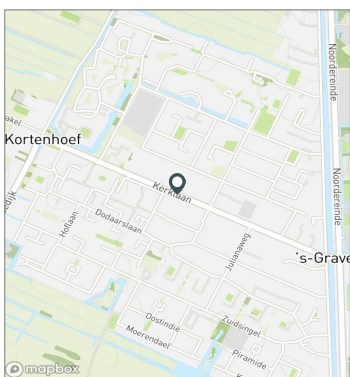
Bromfietzers en fietsers

Meetlocatie

Kerklaan
Kortenhoef
Tussen Curtevenneweg en Beatrixweg
Ri. 1 = Ri. Oost (Beatrixweg)
Ri. 2 = Ri. West (Curtevenneweg)

Meting

Meetperiode: 6 mei t/m 23 mei 2022
Methodiek: Telslangen
In opdracht van: Gemeente Wijdmeren
Uitgevoerd door: MetroCount



Voertuigclassificatie

Voertuigclassificatie op basis van ascombinaties
L = Licht verkeer (2 assen, asafstand < 3,7 m)
M = Middelzwaar verkeer (2 assen, asafstand > 3,7 m)
Z = Zwaar verkeer (3 of meer assen)

KERKLAAN, KORTENHOEF

Tussen Curtevenneweg en Beatrixweg

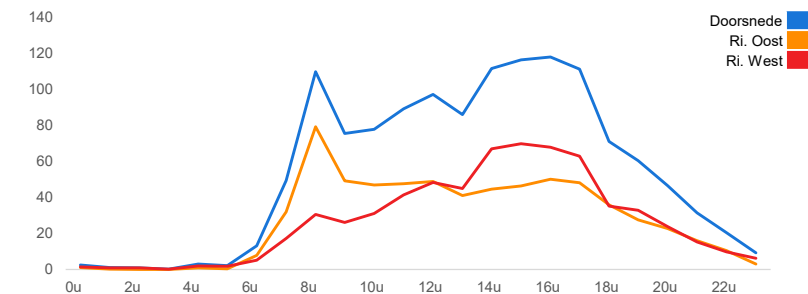
INTENSITEITEN

| | Doorsnede | | | | Ri. Oost | | Ri. West | |
|---------------------|-----------|---------|---------|---------|----------|---------|----------|---------|
| | Werkdag | Weekdag | Werkdag | Weekdag | Werkdag | Weekdag | Werkdag | Weekdag |
| Elmaal (0-24u) | 1307 | 100% | 1337 | 100% | 663 | 674 | 644 | 663 |
| Dag (7-19u) | 1115 | 85,3% | 1132 | 84,6% | 571 | 577 | 543 | 555 |
| Avond (19-23u) | 159 | 12,2% | 158 | 11,8% | 77 | 81 | 82 | 77 |
| Nacht (23-7u) | 33 | 2,5% | 48 | 3,6% | 14 | 16 | 19 | 31 |
| Ochtendspits (7-9u) | 160 | 12,2% | 126 | 9,4% | 112 | 86 | 48 | 40 |
| Avondspits (16-18u) | 229 | 17,6% | 224 | 16,8% | 99 | 101 | 131 | 123 |

UURCIJFERS

| | Doorsnede | | | | Ri. Oost | | Ri. West | |
|---------------|-----------|---------|---------|---------|----------|---------|----------|---------|
| | Werkdag | Weekdag | Werkdag | Weekdag | Werkdag | Weekdag | Werkdag | Weekdag |
| 00:00 - 01:00 | 3 | 0,2% | 10 | 0,7% | 1 | 2 | 2 | 8 |
| 01:00 - 02:00 | 1 | 0,1% | 6 | 0,4% | 0 | 2 | 1 | 4 |
| 02:00 - 03:00 | 1 | 0,1% | 3 | 0,2% | 0 | 0 | 1 | 2 |
| 03:00 - 04:00 | 0 | 0,0% | 2 | 0,1% | 0 | 1 | 0 | 1 |
| 04:00 - 05:00 | 3 | 0,2% | 3 | 0,2% | 1 | 1 | 2 | 2 |
| 05:00 - 06:00 | 2 | 0,2% | 2 | 0,2% | 0 | 0 | 2 | 2 |
| 06:00 - 07:00 | 13 | 1,0% | 11 | 0,8% | 8 | 6 | 5 | 5 |
| 07:00 - 08:00 | 50 | 3,8% | 39 | 2,9% | 32 | 24 | 17 | 14 |
| 08:00 - 09:00 | 110 | 8,4% | 87 | 6,5% | 79 | 62 | 31 | 26 |
| 09:00 - 10:00 | 76 | 5,8% | 72 | 5,4% | 49 | 45 | 26 | 27 |
| 10:00 - 11:00 | 78 | 6,0% | 83 | 6,2% | 47 | 47 | 31 | 36 |
| 11:00 - 12:00 | 89 | 6,8% | 100 | 7,4% | 48 | 53 | 41 | 47 |
| 12:00 - 13:00 | 97 | 7,4% | 107 | 8,0% | 49 | 53 | 48 | 54 |
| 13:00 - 14:00 | 86 | 6,6% | 104 | 7,8% | 41 | 52 | 45 | 52 |
| 14:00 - 15:00 | 112 | 8,5% | 123 | 9,2% | 45 | 52 | 67 | 71 |
| 15:00 - 16:00 | 116 | 8,9% | 124 | 9,2% | 47 | 53 | 70 | 71 |
| 16:00 - 17:00 | 118 | 9,0% | 119 | 8,9% | 50 | 52 | 68 | 67 |
| 17:00 - 18:00 | 111 | 8,5% | 105 | 7,8% | 48 | 48 | 63 | 56 |
| 18:00 - 19:00 | 71 | 5,5% | 69 | 5,1% | 36 | 35 | 35 | 34 |
| 19:00 - 20:00 | 61 | 4,6% | 59 | 4,4% | 28 | 29 | 33 | 30 |
| 20:00 - 21:00 | 47 | 3,6% | 47 | 3,5% | 23 | 24 | 24 | 23 |
| 21:00 - 22:00 | 32 | 2,4% | 32 | 2,4% | 16 | 18 | 15 | 15 |
| 22:00 - 23:00 | 20 | 1,6% | 20 | 1,5% | 11 | 10 | 10 | 10 |
| 23:00 - 24:00 | 9 | 0,7% | 11 | 0,8% | 3 | 4 | 6 | 8 |

UURVERLOOP WERKDAG PER RIJRICHTING



ETMAALTOTALEN

| | Aantal voertuigen |
|------------|-------------------|
| Sat 7/May | 1309 |
| Sun 8/May | 0 |
| Mon 9/May | 0 |
| Tue 10/May | 1273 |
| Wed 11/May | 1410 |
| Thu 12/May | 1276 |
| Fri 13/May | 1523 |
| Sat 14/May | 2417 |
| Sun 15/May | 1328 |
| Mon 16/May | 1216 |
| Tue 17/May | 1422 |
| Wed 18/May | 1575 |
| Thu 19/May | 1003 |
| Fri 20/May | 1055 |
| Sat 21/May | 1222 |
| Sun 22/May | 1230 |



VERKEERSTELLING

Bromfietzers en fietsers

KERKLAAN, KORTENHOEF

Tussen Curtevenneweg en Beatrixweg

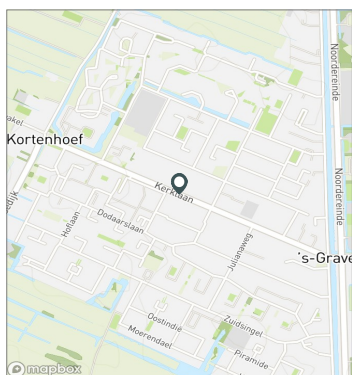


Meetlocatie

Kerklaan
Kortenhoef
Tussen Curtevenneweg en Beatrixweg
Ri. 1 = Ri. Oost (Beatrixweg)
Ri. 2 = Ri. West (Curtevenneweg)

Meting

Meetperiode: 6 mei t/m 23 mei 2022
Methodiek: Telslangen
In opdracht van: Gemeente Wijdemeren
Uitgevoerd door: MetroCount



Validatie

- = Compleet en representatief
- = Niet representatief
- = Niet compleet
- = Feestdag

DOORSNEDE

| | Sat 7/5 | Sun 8/5 | Mon 9/5 | Tue 10/5 | Wed 11/5 | Thu 12/5 | Fri 13/5 | Sat 14/5 | Sun 15/5 | Mon 16/5 | Tue 17/5 | Wed 18/5 | Thu 19/5 | Fri 20/5 | Sat 21/5 | Sun 22/5 |
|---------------------|------------|------------|------------|-------------|-------------|-------------|-------------|-------------|-------------|-------------|-------------|-------------|-------------|-------------|-------------|-------------|
| 00:00 - 01:00 | 9 | 13 | 0 | 1 | 2 | 3 | 3 | 45 | 70 | 4 | 1 | 3 | 2 | 2 | 7 | 19 |
| 01:00 - 02:00 | 8 | 11 | 0 | 0 | 0 | 1 | 3 | 32 | 31 | 1 | 2 | 1 | 2 | 1 | 4 | 20 |
| 02:00 - 03:00 | 2 | 8 | 0 | 1 | 0 | 2 | 0 | 7 | 14 | 1 | 0 | 0 | 3 | 1 | 3 | 9 |
| 03:00 - 04:00 | 3 | 8 | 0 | 0 | 0 | 0 | 0 | 5 | 6 | 0 | 0 | 1 | 0 | 0 | 1 | 10 |
| 04:00 - 05:00 | 2 | 3 | 0 | 3 | 4 | 3 | 3 | 6 | 2 | 3 | 3 | 3 | 3 | 3 | 2 | 6 |
| 05:00 - 06:00 | 4 | 2 | 0 | 4 | 1 | 2 | 3 | 1 | 4 | 2 | 5 | 2 | 2 | 1 | 0 | 2 |
| 06:00 - 07:00 | 7 | 3 | 0 | 18 | 15 | 15 | 15 | 7 | 2 | 13 | 9 | 16 | 8 | 8 | 8 | 5 |
| 07:00 - 08:00 | 16 | 6 | 0 | 66 | 45 | 42 | 38 | 19 | 6 | 70 | 51 | 57 | 35 | 38 | 17 | 6 |
| 08:00 - 09:00 | 35 | 10 | 0 | 130 | 113 | 105 | 88 | 59 | 16 | 119 | 122 | 112 | 109 | 93 | 43 | 19 |
| 09:00 - 10:00 | 66 | 37 | 0 | 75 | 79 | 83 | 68 | 99 | 50 | 77 | 61 | 94 | 42 | 92 | 84 | 41 |
| 10:00 - 11:00 | 83 | 80 | 0 | 52 | 94 | 83 | 111 | 168 | 90 | 64 | 77 | 83 | 67 | 84 | 89 | 72 |
| 11:00 - 12:00 | 121 | 75 | 0 | 64 | 111 | 59 | 95 | 171 | 134 | 81 | 76 | 132 | 81 | 112 | 116 | 137 |
| 12:00 - 13:00 | 121 | 98 | 0 | 99 | 99 | 93 | 107 | 210 | 143 | 96 | 106 | 109 | 80 | 88 | 88 | 134 |
| 13:00 - 14:00 | 140 | 103 | 0 | 80 | 99 | 89 | 121 | 265 | 142 | 46 | 94 | 146 | 51 | 90 | 104 | 139 |
| 14:00 - 15:00 | 124 | 116 | 142 | 126 | 124 | 104 | 129 | 270 | 166 | 82 | 135 | 149 | 49 | 77 | 117 | 123 |
| 15:00 - 16:00 | 158 | 81 | 157 | 112 | 127 | 107 | 137 | 221 | 131 | 115 | 136 | 147 | 67 | 59 | 114 | 147 |
| 16:00 - 17:00 | 109 | 94 | 121 | 121 | 155 | 123 | 129 | 203 | 107 | 127 | 134 | 103 | 101 | 47 | 109 | 112 |
| 17:00 - 18:00 | 77 | 78 | 113 | 114 | 122 | 128 | 112 | 155 | 75 | 120 | 120 | 114 | 94 | 57 | 81 | 64 |
| 18:00 - 19:00 | 58 | 50 | 78 | 78 | 74 | 78 | 100 | 107 | 45 | 64 | 88 | 76 | 50 | 32 | 60 | 52 |
| 19:00 - 20:00 | 56 | 52 | 66 | 47 | 61 | 51 | 73 | 99 | 28 | 43 | 71 | 83 | 53 | 69 | 49 | 46 |
| 20:00 - 21:00 | 44 | 19 | 40 | 38 | 34 | 36 | 66 | 102 | 30 | 39 | 59 | 70 | 44 | 60 | 46 | 36 |
| 21:00 - 22:00 | 34 | 0 | 26 | 23 | 26 | 33 | 61 | 82 | 19 | 26 | 45 | 41 | 25 | 19 | 40 | 14 |
| 22:00 - 23:00 | 19 | 0 | 21 | 16 | 17 | 23 | 36 | 38 | 10 | 18 | 20 | 22 | 24 | 13 | 26 | 9 |
| 23:00 - 24:00 | 13 | 0 | 4 | 5 | 8 | 13 | 25 | 46 | 7 | 5 | 7 | 11 | 11 | 9 | 14 | 8 |
| Etmaal (0-24u) | 1309 | 947 | 768 | 1273 | 1410 | 1276 | 1523 | 2417 | 1328 | 1216 | 1422 | 1575 | 1003 | 1055 | 1222 | 1230 |
| Dag (7-19u) | 1108 | 828 | 611 | 1117 | 1242 | 1094 | 1235 | 1947 | 1105 | 1061 | 1200 | 1322 | 826 | 869 | 1022 | 1046 |
| Avond (19-23u) | 153 | 71 | 153 | 124 | 138 | 143 | 236 | 321 | 87 | 126 | 195 | 216 | 146 | 161 | 161 | 105 |
| Nacht (23-7u) | 48 | 48 | 4 | 32 | 30 | 39 | 52 | 149 | 136 | 29 | 27 | 37 | 31 | 25 | 39 | 79 |
| Ochtendspits (7-9u) | 51 | 16 | 0 | 196 | 158 | 147 | 126 | 78 | 22 | 189 | 173 | 169 | 144 | 131 | 60 | 25 |
| Avondspits (16-18u) | 186 | 172 | 234 | 235 | 277 | 251 | 241 | 358 | 182 | 247 | 254 | 217 | 195 | 104 | 190 | 176 |
| Validatie | | | | | | | | | | | | | | | | |

DOORSNEDE

| | Sat 7/5 | Sun 8/5 | Mon 9/5 | Tue 10/5 | Wed 11/5 | Thu 12/5 | Fri 13/5 | Sat 14/5 | Sun 15/5 | Mon 16/5 | Tue 17/5 | Wed 18/5 | Thu 19/5 | Fri 20/5 | Sat 21/5 | Sun 22/5 |
|----------|------------|------------|------------|-------------|-------------|-------------|-------------|-------------|-------------|-------------|-------------|-------------|-------------|-------------|-------------|-------------|
| Ri. Oost | 660 | 469 | 325 | 628 | 732 | 655 | 800 | 1255 | 633 | 625 | 698 | 768 | 521 | 559 | 607 | 580 |
| Ri. West | 649 | 478 | 443 | 645 | 678 | 621 | 723 | 1162 | 695 | 591 | 724 | 807 | 482 | 496 | 615 | 650 |
| Ri. Oost | 50% | 50% | 42% | 49% | 52% | 51% | 53% | 52% | 48% | 51% | 49% | 49% | 52% | 53% | 50% | 47% |
| Ri. West | 50% | 50% | 58% | 51% | 48% | 49% | 47% | 48% | 52% | 49% | 51% | 51% | 48% | 47% | 50% | 53% |